

[B]³ Two-Factor Authentication Procedures

Table of contents

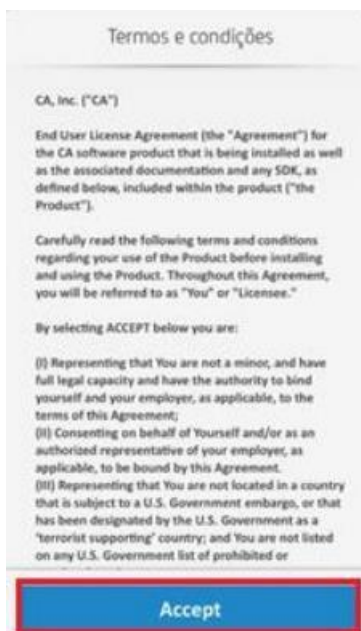
1 – CA Mobile OTP App	3
2 - B3 Token Registration and Activation	4
3 – Login Authentication	8
4 – Resetting your PIN if you forget it.....	9
5 – PIN registration on a diferente device	12
6 – Known errors	14

1 – CA Mobile OTP App

1.1 To download the CA Mobile OTP app, log into the online store on your device and then install



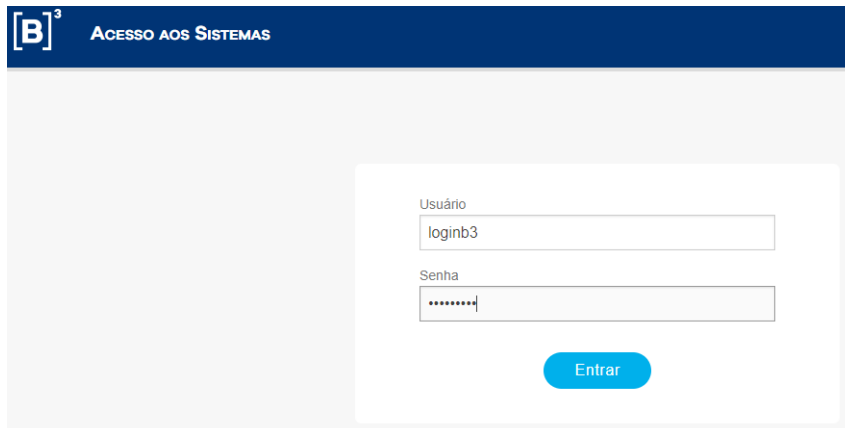
1.2 Accept the CA Terms of Use when loading the app.



Terms of Use

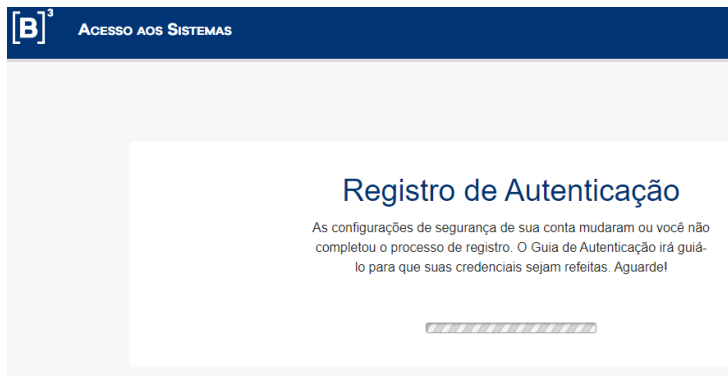
2 - B3 Token Registration and Activation

2.1 Access the system using your login and password.



Systems Access
Username
Password
Enter

2.2 On your first login, you will be redirected to activate your B3 Token.



Systems Access
Authentication Registry

Your account's security setups have changed or you have not completed the registration process. The Authentication Guide will help you to redo your credentials. Wait!

2.3 You will receive an email at the address registered at B3 with an activation code as follows:

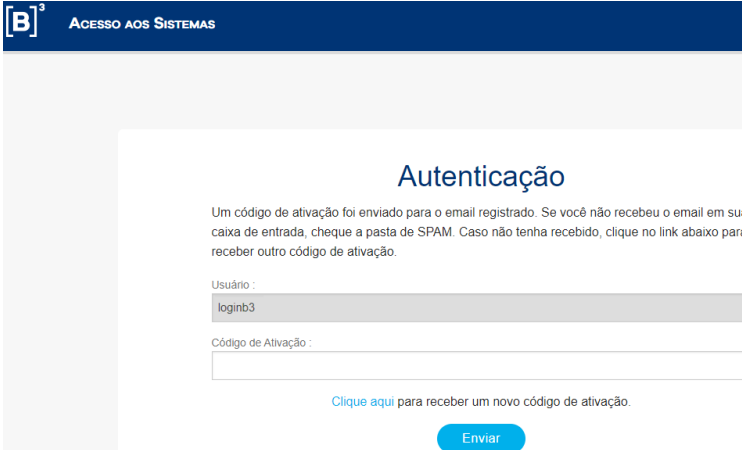
De: Do_Not_Reply@b3.com.br <Do_Not_Reply@b3.com.br>
Assunto: Código de Ativação do Token B3

Prezado(a) loginb3,

Utilize o seguinte código de ativação para o Token B3: 62386731

From:
Subject: B3 Token Activation Code
Dear loginb3,
Use the following activation code for the B3 Token: 62386731

2.4 Use the code you received on the screen below to activate the Token.



[B]³ ACESSO AOS SISTEMAS

Autenticação

Um código de ativação foi enviado para o email registrado. Se você não recebeu o email em sua caixa de entrada, cheque a pasta de SPAM. Caso não tenha recebido, clique no link abaixo para receber outro código de ativação.

Usuário :
loginb3

Código de Ativação :

[Clique aqui para receber um novo código de ativação.](#)

Enviar

**Systems Access
Authentication**
An activation code was sent to the registered email. If you have not received the email in your inbox, check the spam folder. If you have not received it, click on the link below to receive another activation code.
Username
Activation Code
Click here to receive a new activation code
Send


2.5 You will be directed to the screen with your Token information. Do not share this information with other people as these will be your credentials.

Log onto the app downloaded in your mobile device, select the “Add account” option and then click “Scan QR Code”.



Add account

2.6 Do the QR Code reading as per the screens below to activate the Token.



[B]³ ACESSO AOS SISTEMAS

Ative o aplicativo [CA Mobile OTP] no celular ou computador

Usuário: **sta4**

Pré-requisitos para a ativação do aplicativo [CA Mobile OTP]:

1. Tenha certeza que seu celular ou computador possui conexão com a Internet.
2. Tenha certeza que o aplicativo [CA Mobile OTP] está disponível para seu celular.

NOTA: Se você não possui o aplicativo [CA Mobile OTP], ele é gratuito e está disponível na Apple Store e Play Store. Você pode baixá-lo e efetuar a instalação.

Siga os passos abaixo para ativar o aplicativo [CA Mobile OTP] no celular ou computador:

Abra o aplicativo CA Mobile OTP e leia o QR Code para registrar seu dispositivo.



Activate the CA Mobile OTP app on your cellphone or computer

Username: dgonzales

Pre-requisites to activate the CA Mobile OTP app:

- 1) Make sure your cellphone or compute has an internet connection.
- 2) Make sure that the CA Mobile OTP app is available on your cellphone.

NB: If you do not have the CA Mobile app, it is free of charge and is available from Apple Store and Play Store. You can download it and install it.

Follow the steps below to activate the CA Mobile OTP app on your cellphone or computer:

Open the CA Mobile OTP app and read the QR Code to register your device.

Start the CA Mobile OTP app and configure it using the following data:

1. URL Server:
2. Username Identification:
3. Activation Code:

2.7 Create a PIN with at least 6 digits and repeat the digits in the next field.



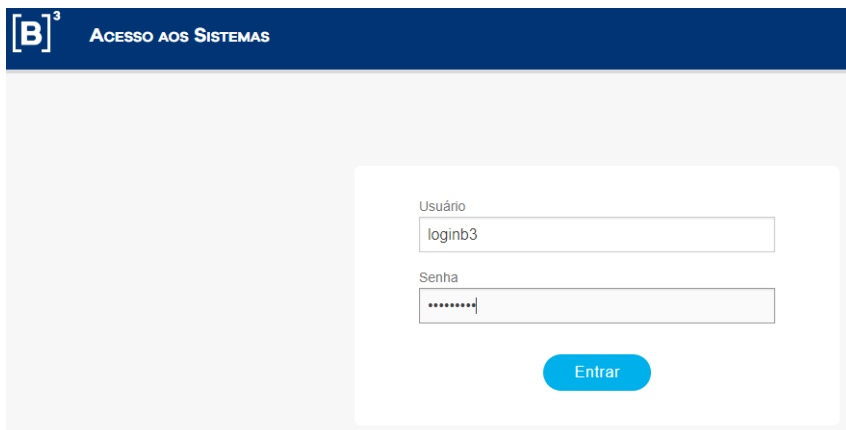
Add account
Add account
Create PIN
Confirm PIN

CA Mobile OTP
Congratulations your account has been added successfully

2.8 After a PIN has been created, go back to the Token Activation screen (2.6) and click [Send](#)

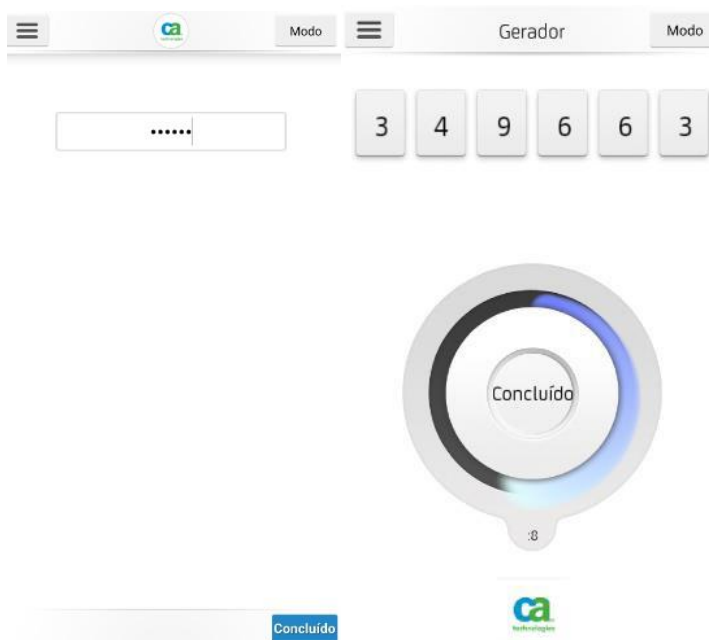
3 – Login Authentication

3.1 Access the system using your login and password.

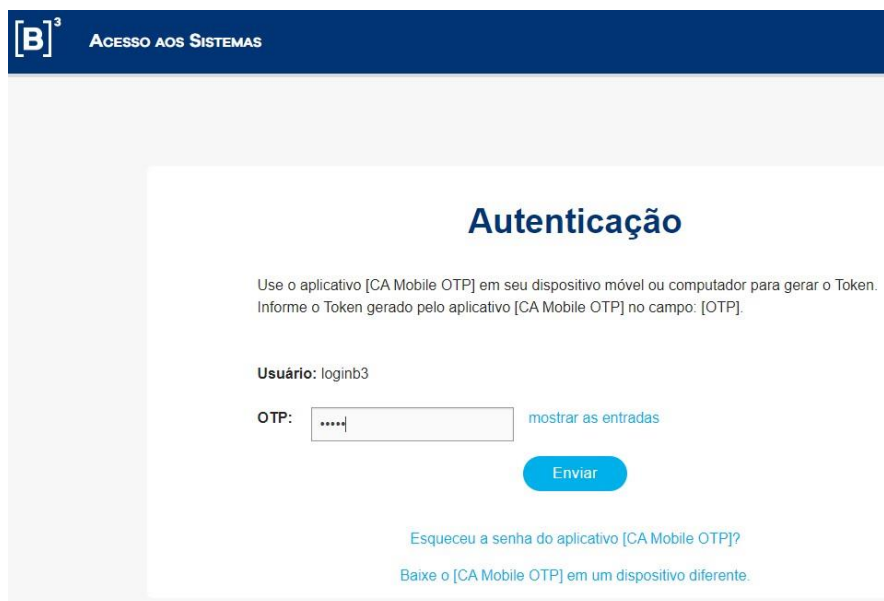


Systems Access
Username
Password
Enter

3.2 Log into the CA Mobile OTP app on your cellphone, enter the previously registered PIN and copy the generated Token to insert in the OTP field.



Generator
Mode
Completed



[B]³ ACESSO AOS SISTEMAS

Autenticação

Use o aplicativo [CA Mobile OTP] em seu dispositivo móvel ou computador para gerar o Token. Informe o Token gerado pelo aplicativo [CA Mobile OTP] no campo: [OTP].

Usuário: loginb3

OTP: [mostrar as entradas](#)

[Enviar](#)

[Esqueceu a senha do aplicativo \[CA Mobile OTP\]?](#)

[Baixe o \[CA Mobile OTP\] em um dispositivo diferente.](#)

Systems Access Authentication

Use the CA Mobile OTP app on your cellphone or computer to generate the Token. Enter the Token generated by the CA Mobile OTP app in the [OTP] field.

Username: loginb3

OTP: show entries

Send

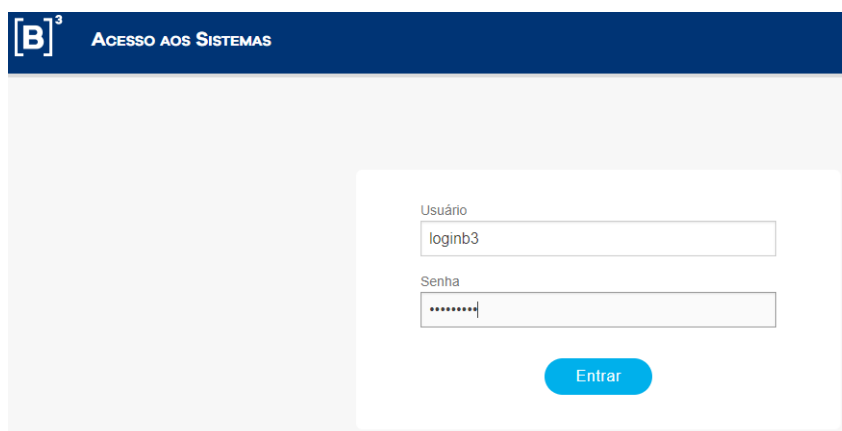
Forgot the CA Mobile OTP app password?

Download the CA Mobile OTP app on a different device

4 – Resetting your PIN if you forget it

4.1 If you forget your registered PIN you can reset it.

4.2 Access the system using your login and password.



[B]³ ACESSO AOS SISTEMAS

Usuário

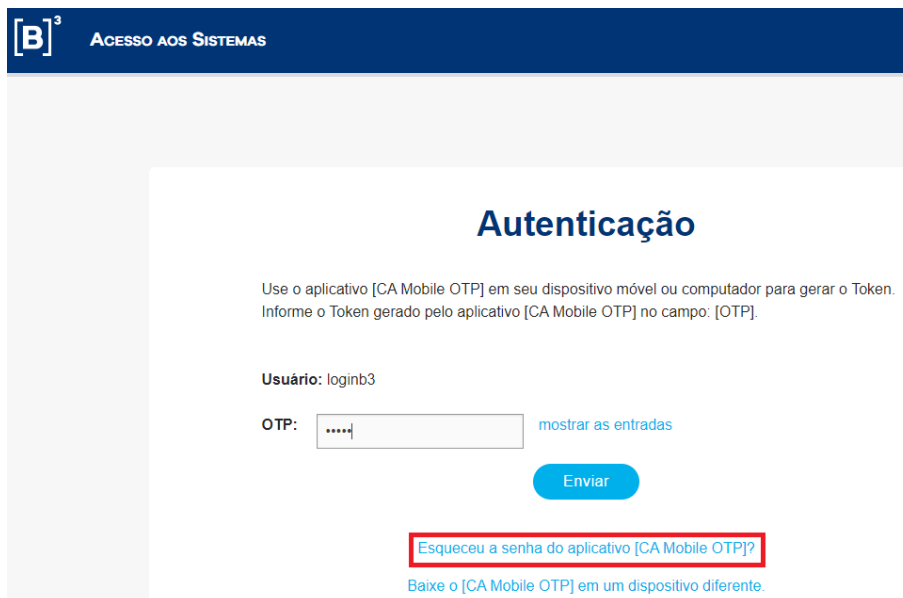
Senha

[Entrar](#)

Systems Access

Username
Password
Enter

4.3 Access the option “Forgot the CA Mobile OTP app password”



[B]³ ACESSO AOS SISTEMAS

Autenticação

Use o aplicativo [CA Mobile OTP] em seu dispositivo móvel ou computador para gerar o Token. Informe o Token gerado pelo aplicativo [CA Mobile OTP] no campo: [OTP].

Usuário: loginb3

OTP: [mostrar as entradas](#)

[Enviar](#)

[Esqueceu a senha do aplicativo \[CA Mobile OTP\]?](#)
Baixe o [CA Mobile OTP] em um dispositivo diferente.

Systems Access
Authentication

Use the CA Mobile OTP app on your cellphone or computer to generate the Token. Enter the Token generated by the CA Mobile OTP app in the [OTP] field.

Username: loginb3
OTP: show entries
Send

Forgot the CA Mobile OTP app password?
Download the CA Mobile OTP app on a different device

4.4 You will receive an email with a code to enter in the next screen as shown below:

De: Do_Not_Reply@b3.com.br <Do_Not_Reply@b3.com.br>
Assunto: Código de Ativação do Token B3

Prezado(a) loginb3,

Utilize o seguinte código de ativação para o Token B3: 62386731

From:
Subject: B3 Token Activation Code
Dear loginb3,
Use the following activation code for the B3 Token: 62386731

4.5 Enter the code and after clicking Send follow the steps in item [2.5](#)

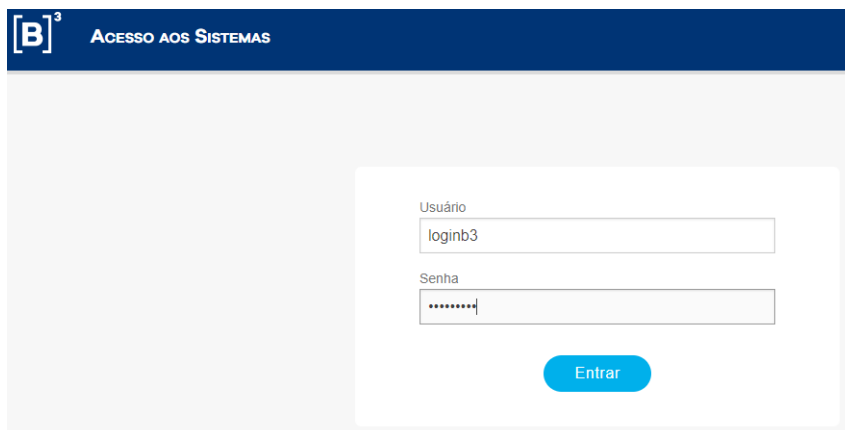
The screenshot shows a web interface for password recovery. At the top, there is a dark blue header with the [B]³ logo and the text 'ACESSO AOS SISTEMAS'. The main content area has a white background with a blue title 'Recuperação da senha do aplicativo [CA Mobile OTP]'. Below the title, a message states 'O código de recuperação foi enviado para seu email.' There are two input fields: 'Usuário:' and 'Código de recuperação:'. The 'Código de recuperação:' field contains five asterisks and a cursor. To the right of this field is a link 'mostrar as entradas'. Below the input fields is a blue button labeled 'Enviar'.

Systems Access
Recovery of CA Mobile OTP app password
The recovery code was sent to your email
Username
Recovery code:
show entries
Send

5 – PIN registration on a different device

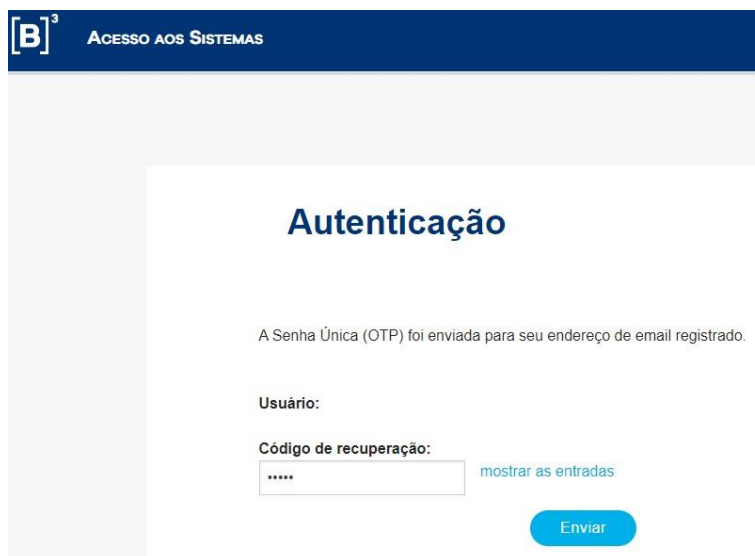
5.1 If you wish to register your PIN on another device.

5.2 Access the system using your login and password.



Systems Access
Username
Password
Enter

5.3 Access the option “Download the CA Mobile OTP app on a different device”



Systems Access
Authentication
The One-Time Password (OTP) was sent to your registered email
Username
Recovery code:

show entries
Send

5.4 You will receive an email with a code to enter in the next screen as shown below.

De: Do_Not_Reply@b3.com.br <Do_Not_Reply@b3.com.br>

Assunto: Código de Ativação do Token B3

Prezado(a) loginb3,

Utilize o seguinte código de ativação para o Token B3: 62386731

From:
Subject: B3 Token Activation Code
Dear loginb3,
Use the following activation code for the B3 Token: 62386731

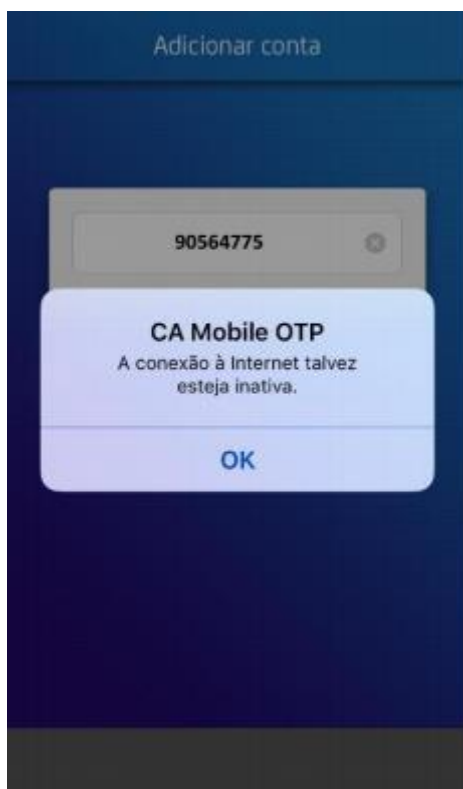
5.5 Enter the code and after clicking Send follow the steps in item [2.5](#)



Authentication Flow Manager
One-Time Password (OTP) authentication for ArcotOTP Roaming
The One-Time Password (OTP) was sent to your registered email (ID)
Username: loginb3
Recovery code:
show entries
Send

6 – Known errors

6.1 Device or app without permission for internet use.



**Add account
CA Mobile OTP
The internet connection may be inactive**

Make sure that the internet is enabled for the CA Mobile OTP app. Check the CA Mobile OTP information among the apps enabled for internet consumption in the “Settings” section of your cellphone. Internet access is only needed when activating the account. Once the internet is enabled, open the app and select OK or repeat the steps described in item [2](#).

6.2 Unavailability of the “Add account” option

If the screen below is displayed, the user must close the app and uninstall from their device, then repeat step [1](#) and accept the Terms of Use.



**Demo account
ORGANIZATION**

